












Year: 1
Term: Spring 2

The Secret World of Plants

Background Information


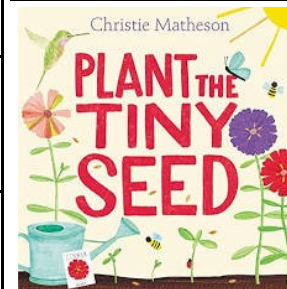
In this topic we will be focussing on plants. We will be tackling the killer facts through planting our own plants and looking carefully at how they develop, making observations along the way. We will also use simple fieldwork and observational skills to study the geography of our school and its grounds, as well as the surrounding environment. We will link our topic to Literacy through plant themed books and traditional tales.

Key Vocabulary

Picture	Word	Meaning
	leaf	one of the usually green, flat parts of a plant or tree that grows from the stem or branch.
	flower	the flower of a plant which forms a seed or fruit.
	blossom	A flower, especially one indicating that a fruit tree is fruiting; a mass of such flowers.
	petals	one of the separate leaves that form the outer part of a flower head.
	fruit	the part of a plant that has seeds and flesh, such as apple or strawberry. Most fruits are sweet and can be eaten raw.
	roots	the part of a plant that usually grows underground. Roots take up water and nutrients, and hold the plant in the soil.
	buds	a swelling on a plant that can grow into new parts, such as leaves or a flower.
	bulb	a plant bud that begins to grow underground.
	seeds	the small part of a flowering plant that grows into a new plant.

Killer Facts!

- To know that plants are living things.
- To know that plants grow from seeds and bulbs.
- To know that deciduous trees shed their leaves every year.
- To know that evergreen trees do not shed their leaves and stay green all year.
- We will know to use basic geographical vocabulary to refer to key physical features, including: forest, hill, mountain, soil, valley, vegetation.



Planting a Rainbow by Lois Ehlert

